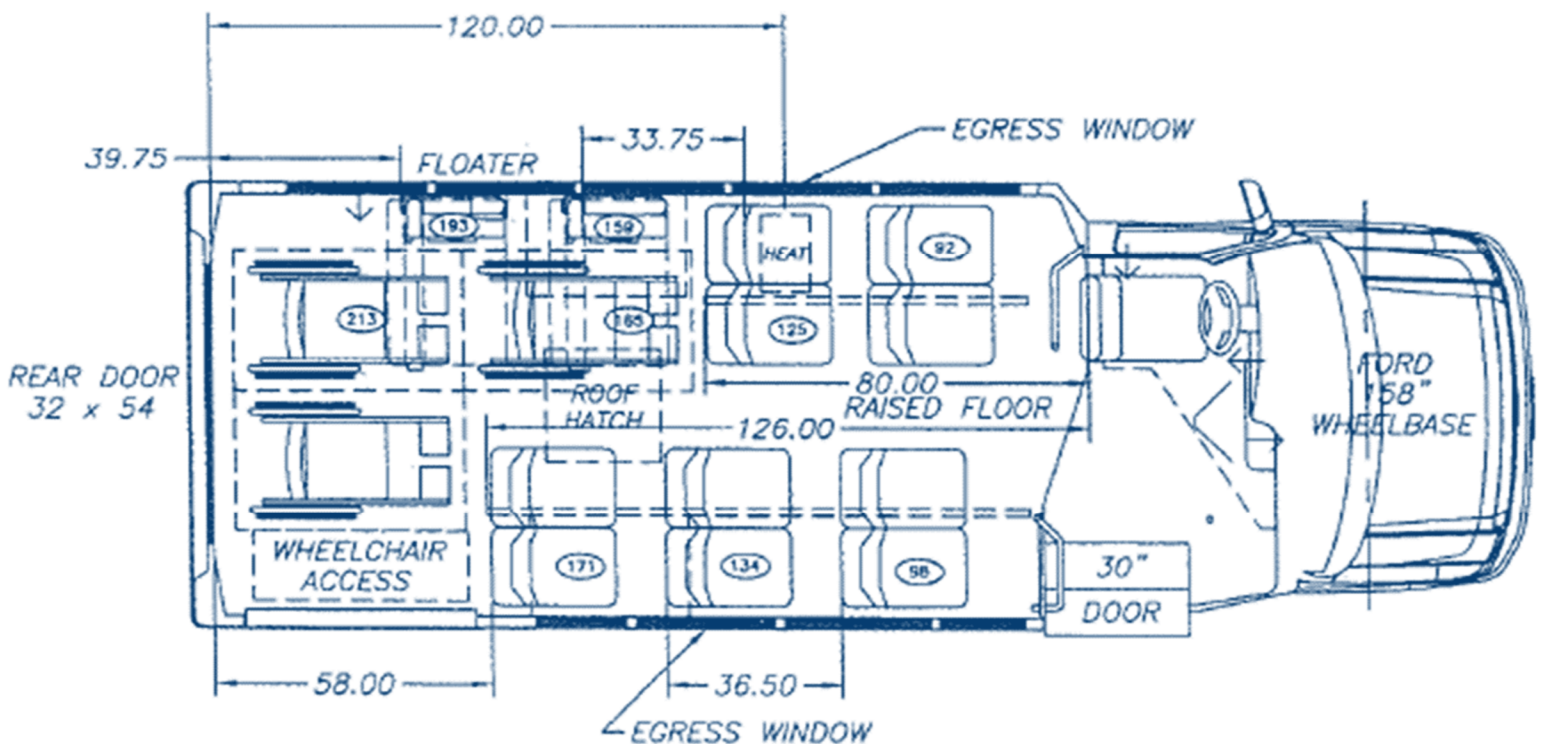
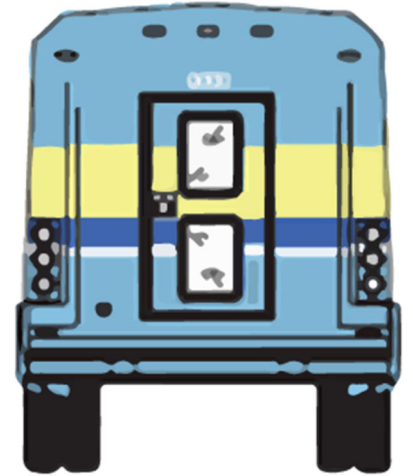


FORD E 450 CUTAWAY PARATRANSIT VAN



CUTAWAY PARATRANSIT VAN OPTIONS & SPECS

CHASSIS: Ford E450 chassis or approved equal with minimum 158" wheelbase.

ALTERNATIVE SEATING LAYOUT – ALL WHEELCHAIR PASSENGER: Alternate layout that provides for the largest carrying capacity of wheelchair passengers (at least 6) while still providing the ability to transport 10 to 16 ambulatory passengers using forward-facing flip seats.

LONGER CHASSIS: Ford E450 or approved equal chassis with minimum 176 inch wheelbase.

ALTERNATIVE SEATING LAYOUT – ALL WHEELCHAIR PASSENGERS (LONGER CHASSIS): Provides for largest carrying capacity of wheelchair passengers (7 wheelchair passengers) while still providing ability to transport 14 to 20 ambulatory passengers using forward-facing flip seats. This option only available on vehicles on which longer chassis option is selected.

WHEELCHAIR RESTRAINT SYSTEM: The securement device shall be Q'Straint QRT Deluxe Securement System. Securing retractors are Automatic Self-Locking and Self-Tensioning equipped with "J" style speed hooks for attachment to the wheelchair or mobility device. Slide'N'Click Anchors are used at all wheelchair stations. Each wheelchair location provides for forward facing of wheelchairs. Each wheelchair or mobility aid securement device is provided, a passenger seat belt and shoulder harness.

FAREBOX STANCHION: Farebox stanchion for mounting a farebox.

RUNNING BOARD: Mounted on driver's side.

L" TRACK WHEELCHAIR TIE-DOWN SYSTEM: Meets all related requirements including, but not limited to, those related to safety and ADA.

CLIPBOARD HOLDER: A holder located around the driver's area capable of holding a letter-sized clipboard.

SAFETY STROBE LIGHT: LED Safety strobe light installed on rear of vehicle.

PAINT AND SIGNING SCHEME (UP TO 4-COLOR): Per the paint scheme diagram to be provided by agency.

BODY WRAP: Based on paint scheme diagram provided by agency. Pricing options based on up to 4-color scheme.

HEADSIGNS - AVL: Front & Inside-facing rear only. Capable of being programmed/controlled by AVL system.

HEADSIGNS - OTHER: Front & Inside-facing rear only. Programmed/controlled by means other than AVL system.

AM/FM STEREO RADIO: Digital with lit display, mounted in dash, 4 speakers (2 front & 2 rear), within easy reach of the driver. CD / cassette player, Bluetooth, Auxiliary Jack as available.

AUXILIARY POWER POINT/SOURCE: Located within easy reach of driver.

SECUREMENT STORAGE: Facilities (bags, other containment) to securely stow away securement straps when not in use. Located in close proximity to securement locations.

PREWIRING – AVL SYSTEM: Wiring for AVL system including system antennas

PREWIRING – SECURITY CAMERA SYSTEM: Wiring for security camera system including system DVR and antennas

PREWIRING – MOBILE RADIO: Wiring for mobile radio

OXYGEN CYLINDER HOLDER: Designed with tightening and release knob with visual lock indicator. Two-anti-slip straps to contain cylinder. Compact in size for ease of transportation and storage

EXTRA LENGTH SEAT BELTS: Inboard positions equipped with seat belts of a length to fit around large adults. Includes extender-type (adapters) belts to lengthen the standard type lap belts.

Voyager Commercial Side-Entry

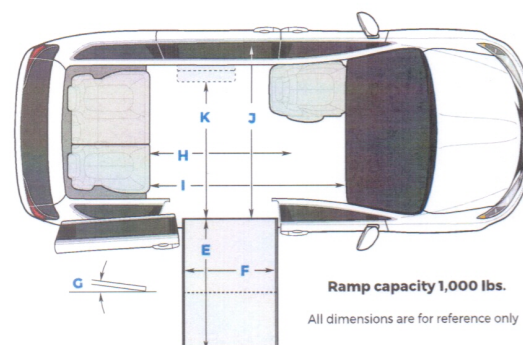
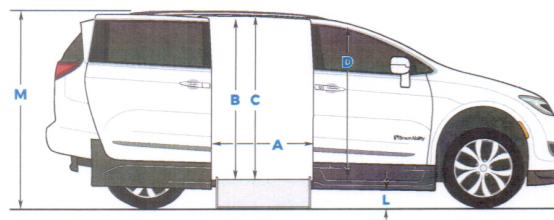


Standard Features

- ADA, FMVSS and CMVSS Compliant
- CARB approved
- 7-passenger vehicle (with optional aftermarket 2nd row 2-passenger folding bench seat)
- Lowered floor from toepan to rear axle
- 60" floor-to-ceiling at center of van
- 30" wide manual ramp with 1,000 lb capacity and swing out feature for ambulatory access
- Multiple wheelchair securement locations
- One wheelchair securement system
- Manual driver and passenger side sliding door providing 56" vertical opening (ADA compliant), passenger door provides clear opening width of 31" (excluding OEM grab handle)
- Step-and-Roll removable front passenger seat
- 3-passenger bench seat at rear with folding footrest
- Front passenger floor tracks for wheelchair securement, with 60" floor-to-ceiling height
- TPO plastic lower body panels with integrated steps
- Vinyl flooring with 3/8" underlayment, a thermoplastic honeycomb panel subfloor
- ADA-compliant park interlock
- ADA-compliant ramp and door entrance lighting
- Priority seating and wheelchair securement location decals
- Auxiliary wiring harnesses include fused circuits
- Emergency rear hatch release
- Easy maintenance interior trim package
- 19 gallon OEM fuel tank

Optional Features

- Aftermarket 2nd row 2-passenger folding bench seat
- DOT kit
- Additional set of tie-down straps



Ramp capacity 1,000 lbs.

All dimensions are for reference only

Dimensions

Door opening usable width (excluding OEM grab handle)	A	31"
Door opening usable height (at middle of door)	B	56"
Interior height at center of vehicle	C	60"
Interior height at driver and passenger position	D	60"
Ramp length	E	52"
Ramp width (usable clear opening)	F	30"
Ramp angle*	G	13.75°
Interior floor length (behind front seat strikers)	H	71"
Overall interior floor length (flat area)	I	98.5"
Interior width at passenger doors (doors closed)	J	64"
Interior width - ramp (deployed) to optional 2-passenger seat (stowed)	K	49"
Ground clearance (loaded) @ = GVWR lbs**	L	5"
Overall vehicle height (unloaded)	M	81"

Due to manufacturing tolerances both with the OEM vehicle and the conversion components, all dimensions may vary slightly from those shown.

* Ramp angle may vary based on chassis trim level and other environmental factors

** 5" clearance between the break-over angle position of the vehicle exhaust pipe and level ground when loaded to capacity



braunability.com/commercial

800.488.0359

511269

MINIVAN OPTIONS & SPECS

FOLD-AWAY CENTER SEAT

Fold-away center seat, which folds up behind the driver. This seat shall be forward facing, standard heavy-duty vinyl (if available), of durable type and material that can be cleaned easily, fully padded for occupant comfort and retention. This seat shall comply with FMVSS burn resistance requirements, and seat color shall match the vehicle color and be aesthetically pleasing. Seat will comply with FMVSS seat anchorage requirements. A 12-inch seat belt extender shall be included for each position.

WHEELCHAIR RESTRAINT SYSTEMS (RETRACTABLE)

Securement devices shall be a four point, heavy duty tie-down system that is permanently in place and retracts the belts to be out of the way when not in use. Should be self-tensioning, fully automatic retractable tie-down system, with J-hook attachments, and an auto-release.

AM/FM STEREO RADIO

If available from OEM and not included in base vehicle. Digital with lit display, mounted in dash, 4 speakers (2 front & 2 rear), within easy reach of the driver. CD / cassette player, Bluetooth, Auxiliary Jack as available; specify availability and pricing in proposal.

L-TRACK WHEELCHAIR TIE DOWN SYSTEM

If available. Must meet all related requirements including, but not limited to, those related to safety and ADA. Proposal to describe effect on any Specification or Option included in this Specifications and Options section.

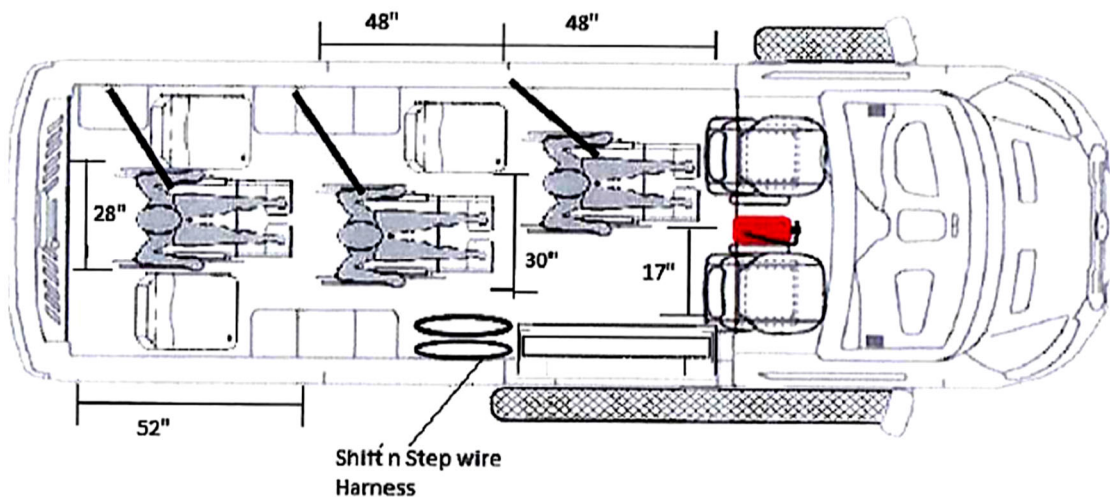
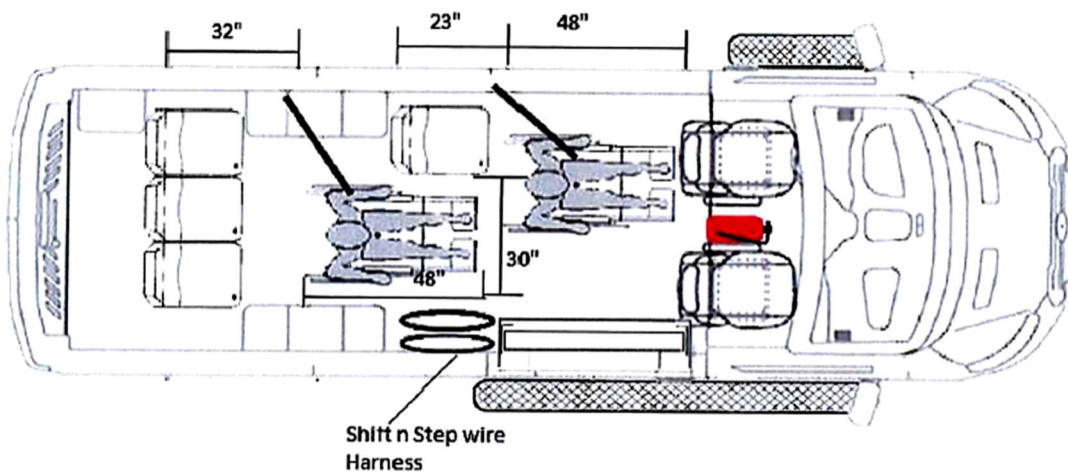
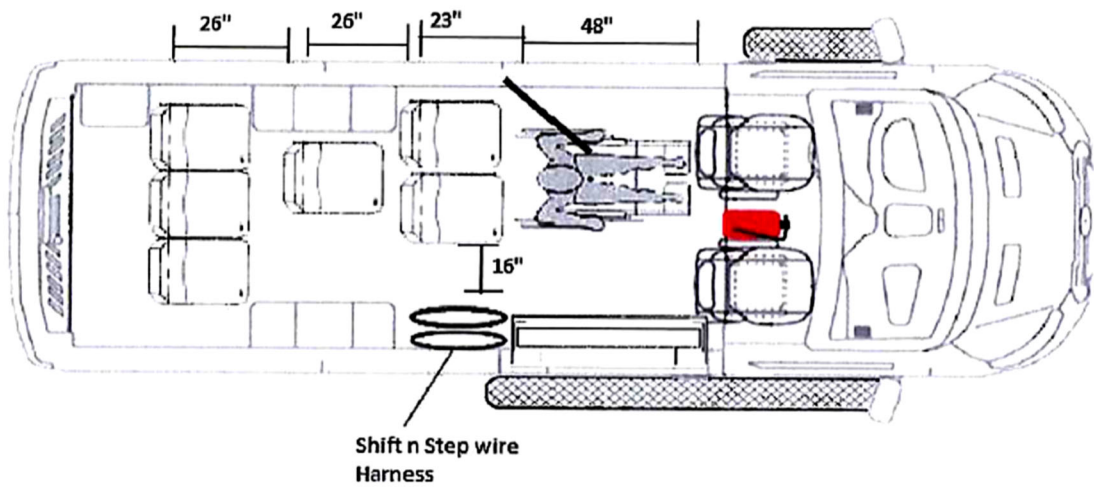
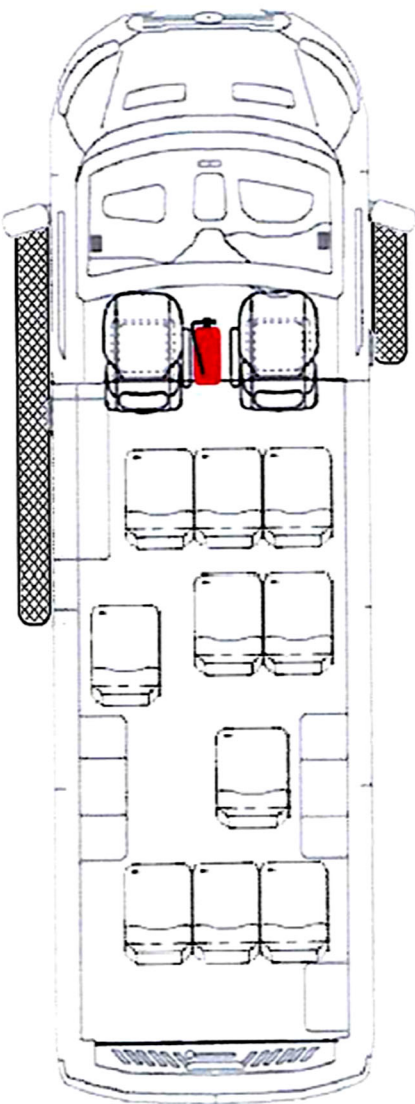
OXYGEN CYLINDER HOLDER

Designed with tightening and release knob with visual lock indicator. Shall have two-anti-slip straps to contain cylinder. Shall be made of high grade anodized aluminum and shall fit in track installed in vehicle. Shall be compact in size for ease of transportation and storage, such as the SURE-LOK GO2 (or equivalent). Shall be quick release for easy height adjustment to accommodate a single O2 cylinder from size M2 to E (Americas). Must meet all applicable safety standards and regulations.

EXTRA LENGTH SEAT BELTS

If available. To fit around large adults. Longer combination lap/shoulder automatic retracting seat belts, for driver and passengers than provided for in vehicle specifications, or extender-type (adapters) belts to lengthen standard type belts. Proposal to include length, including difference in length between spec and option seat belts, and price. If available in self-adjusting (non-retracting) lap/shoulder seat belts, indicate as well and include length and price.

FULL SIZE VAN



FULL SIZE VAN OPTIONS & SPECS

WHEELCHAIR LIFT AND ELECTRIC RIGHT-SIDE SLIDING PASSENGER ENTRY DOOR: An electro-hydraulic or electro-mechanical powered wheelchair lift mounted on the curbside of the vehicle and be accessible via access doors. The lift has a platform, which can be raised and lowered, to a fully cantilevered position, and platform is of sufficient strength to support a minimum 1,000-pound load.

SIDE STEP(S) and COVER(S): An optional step installed to assist passenger with boarding. A Cover for the step will be installed to the right-side sliding passenger door to shield the step from debris.

RETRACTABLE WHEELCHAIR SECUREMENT SYSTEM: A four-point, heavy duty tie- down system that is permanently in place and retracts the belts. This is self-tensioning, fully automatic retractable tie-down system, with J-hook attachments, and an auto-release. Wheelchair positions and moveable seats are interchangeable with maximum ease and safety to both ambulatory and non-ambulatory riders.

TRANSIT BIKE RACK: A bike rack made of stainless steel, properly secured to the front of the vehicle without any drilling into the bumper. It has a quick-release rack that can easily be removed. The rack is a 2-position model that carries up to 250 pounds. Rack does not extend past the width of the vehicle's bumper on either side and capable of transporting bikes that have wheel diameters that range in size from a minimum of 16" to a maximum of 29".

OXYGEN CYLINDER HOLDER: Designed with tightening and release knob with visual lock indicator. Will have two-anti-slip straps to contain cylinder and made of high grade anodized aluminum.

EMERGENCY EQUIPMENT: E-Vac-Aid (or equivalent) type of heavy-duty drag blanket with built-in handles to assist in the removal of mobility impaired passengers.

ENGINE-BLOCK HEATER: A 750-watt (minimum) OEM equipment engine heater provided to assist cold weather starting. The plug-in is accessible from outside the vehicle.

AM/FM STEREO RADIO: Digital with lit display, mounted in dash, 4 speakers (2 front & 2 rear), within easy reach of the driver. CD / cassette player, Bluetooth, Auxiliary Jack as available; specify availability and pricing in proposal.

DVD PLAYER AND MONITOR: DVD player and monitor for rear passenger viewing. Single, rear-facing monitor mounted to vehicle ceiling, centered just behind two front seats and able to be folded up when not in use. Audio capable of being played through vehicle sound system. Includes two headphone jacks.

SLIDING PASSENGER DOOR(S) – AUTOMATIC/POWER: Automatic/power sliding passenger door. This option is included on the right-side sliding passenger door if the wheelchair lift option is selected.

DUAL REAR AIR CONDITIONER COMPRESSORS: For higher cooling capacity of rear air conditioner.

RUNNING BOARD(S) – FIXED: Wheelchair lift option includes for right-hand sliding passenger door, unless side step option is selected. This option is for the right- and/or left-hand sliding passenger door of a vehicle for which the wheelchair lift and/or side step options have not been selected. For use by passengers boarding the vehicle through the sliding passenger door. Right- or left-side to be specified at time of order.

RUNNING BOARD(S) – LOWERING: This option is for the right-hand sliding passenger door of a vehicle for which the wheelchair lift and side step options have not been selected and/or for the left-hand sliding passenger door if dual sliding doors option is selected. Lowers for use by passengers boarding the vehicle through the sliding passenger door. Right- or left-side, or both sides, to be specified at time of order.

CAMERA SYSTEM – LARGER MONITOR: Camera system with same features as CAMERA SYSTEM specification, but with monitor/screen at least 6 inches wide x 4 inches high, mounted to dash or driver's visor.